

# GIVING my heart




God gave us His whole heart when He sent Jesus to be our Savior. He wants you to give Him your heart, even if it's broken (John 3:16).

## YOU WILL NEED:


- 3-4 Flexible Adhesive Magnetic Sheets 4" by 6"
- White Paper
- Pencil
- Colored Markers
- Ruler
- Colored Pens
- Scissors



## DIRECTIONS:



1. Print out the attachment or draw a heart about 8" - 9" in size on a sheet of paper. Draw puzzle lines on the heart.



5. Trim off any excess magnet. Turn the heart over.



9. Cut one puzzle piece from the paper heart. Attach this puzzle to the same place on the foam heart. Trace around it with a pencil.




2. Cut out the paper heart. Trace around heart on the sheet of white foam.




6. Draw on the white surface a boy or girl holding a broken heart in their hand. Write the phrase: **I give my heart to Jesus.** Add your name. Decorate the heart as you like.




10. Cut the puzzle along the pencil line on the foam heart.



3. Cut out the foam heart.



7. Cut the paper heart down the middle, carefully following the lines of the puzzle pieces.



11. Repeat steps 8 and 10 for all other puzzle pieces.



4. Stick magnetic sheets together on the back of the white foam heart to form a solid sheet of magnet.



8. Place one half on top the foam heart. Trace around lines in the middle with a pencil. Cut the heart in the middle along the line.



12. Assemble the puzzle from the pieces you made. You can attach the magnetic puzzle to the refrigerator or other magnetic surface.

