


REMARKABLE RACE



Make a race car to remind you of the great race to share the Good Word with the world. Like Paul, we can share the gospel of Jesus with great joy, and race towards the finish line (Acts 20:24).

YOU WILL NEED:

- Wooden Skewers
- Old Junk Batteries Size AA
- Jumbo Craft Sticks
- Small Plastic Bottle Caps
- Straws
- Marker
- Paint
- Brush
- Scissors
- Rubber Bands
- Awl
- Cutters
- Hot Glue Gun



DIRECTIONS:



1. Paint two jumbo craft sticks.



2. Place the two sticks on a flat surface, colored side down, in the shape of a "V". Place a 1" piece of skewer on top of the sticks at the pointed end, letting the tip jut out 1/4" and hot glue in place very well.




3. Flip the craft sticks over. Hot glue a 2 1/2" piece of straw to the narrow end. Hot glue two 1" straws to the other ends, making sure they face parallel to each other.




4. Pierce a hole in the center of four plastic lids.



5. Stick lid on one end of wooden skewer. Repeat with other skewer. Hot glue skewers to the inside of the lid.




6. Insert skewer end through straws. Put remaining two caps on ends of skewers.



7. Trim excess from the skewers. Hot glue the ends of the skewers to the lids on the inside.



8. Tie a rubber band around the skewer at the point and secure with a drop of hot glue.



9. Attach the other end of the rubber band to the rear axle. Add a drop of hot glue.



10. Hot glue the old batteries close to the rear wheels of the car. Write the name of your favorite evangelist on the car.



11. Rotate the rear wheels backward to tighten the rubber band. While holding the wheels, place the car on the floor and release. The car will move forward on its own. To improve the traction, you can wrap rubber bands over the rear wheels.



12. Make a few cars and arrange some speed races.