



# SWALLOWING SHARK

Sharks live on sea creatures, but have also been known to swallow junk like tires, bottles, and even video cameras. Let's choose to eat only the good things that God has given us (1 Corinthians 10:31).

## YOU WILL NEED:

- Plastic Juice Bottle
- 1 Plastic Egg
- Black Marker
- School Glue
- Hot Glue Gun
- Paint
- Brush
- Craft Knife
- String
- Scissors
- Awl




## DIRECTIONS:



**1.** Remove all labels from the bottle. Wash the bottle and cap with soap inside and out. Save the cap.




**2.** Cut the bottom off the bottle. Draw the mouth and teeth of a shark on the bottle with black marker. Cut it out. Cut out fins from the leftover plastic. Glue the fins to the shark.



**3.** Choose your paint color for the shark and mix the paint with school glue in a 1:1 ratio. Paint the shark. Let it dry. Outline the edges with black marker.



**4.** Open the plastic egg. Remove any contents.




**5.** Glue the egg halves together. Cut out fins and a tail from the remaining plastic bottle and glue them on the egg.



**6.** Choose your paint for the fish and mix with school glue in a 1:1 ratio. Paint the fish. Let it dry. Using a black marker, add details to the fish.



**7.** With the awl, make a hole in the middle of the plastic bottle cap.



**8.** Cut 40"-50" of string. Pass one end of the string through the hole in the cap, from the outside in. Tie several knots. Glue them inside the cap.



**9.** Tie the other end of the string to the fish's tail and secure the knot with glue.



**10.** Hold the shark with the mouth facing up and try catching the fish by throwing it into the air. Have fun with your new game.