




God's kindness toward us is as many
as the stars yet never changes as it says in James 1:17.
Enjoy making this and hanging it over your bed.

YOU WILL NEED:

- Construction Paper
- Paint (Glow-in-the-Dark)
- 2 Wooden Dowels
- 1 Pipe Cleaner
- Paintbrush
- Pencil
- Ruler
- Thread
- Scissors
- School Glue



DIRECTIONS:



1. Cut (2) 4" x 4" squares of paper. Fold the paper in half vertically, then horizontally. Unfold the paper, then fold it again, diagonally towards the right, then towards the left. Cut $\frac{3}{4}$ " into the middle fold of each side.



5. Repeat steps 1-3 using the second square. Glue stars back to back to create a 3D effect.




2. Fold the corners in towards each other (as shown).




6. Make as many 3D stars as you'd like. Apply a layer of glow paint to each star. Let it dry. Repeat 3-4 times.



3. Squeeze one flap over the other, then glue it as shown. Repeat 3 more times.



7. Lay one wooden dowel on top of another dowel to form a cross. Secure the middle with a pipe cleaner.



4. This is the completed first half of your 3D star.



8. Tie the stars to the dowels. The stars will glow in the dark if they have been exposed to the light long enough. (Outside on a sunny day is best.) Enjoy!