



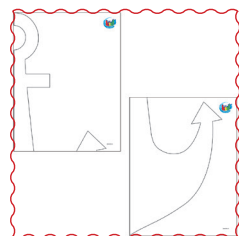
When we choose Jesus as our anchor, we will find life rather than death
(John 10:10).

YOU WILL NEED:


- Paper Napkin
- White Paint Marker
- Dark Metallic Paint
- Cardboard
- Paper
- Blue Paint
- Paintbrush
- Brush for Glue
- Scissors
- Rope
- Pencil
- Ruler
- School Glue
- Craft Knife 




DIRECTIONS:



1. Print out the sheets from the template*. Or draw half an anchor on a 20" x 8" piece of paper.



2. Glue the two sheets together to make half an anchor, overlapping the points and matching the lines.



3. Cut out the pattern. Trace around the pattern onto cardboard, flipping it over to complete the whole anchor. Cut out.



4. Cut out several identical anchors from cardboard.



5. Glue all the anchors on top of each other to make one anchor. The final thickness of the anchor should be approximately 1".



6. Glue torn pieces of paper napkin over the entire surface and sides of the anchor. Let it dry.



7. Paint the anchor with blue paint. Let it dry.



8. Tint around the edge of the anchor with a dry paintbrush, using the dark metallic paint. Also, apply a little bit of dark metallic paint to the front surface of the anchor.



9. Write with white paint marker the words: **JESUS IS MY ANCHOR.**




10. Decorate the anchor with rope!

* Template



Adult assistance is suggested.

For Craft "Anchor in Jesus"



For Craft “Anchor in Jesus”

