



HUMBLE WORSHIPERS


After Jesus was born, the angels sang His praises to the humble shepherds. The shepherds were so excited that they left their flocks and went to find the Messiah (Luke 2:15).

YOU WILL NEED:


- 5 Ping Pong Balls
- Multicolored String
- Imitation Gemstones
- 6 Party Hats
- Hot Glue Gun
- Tissue Paper
- Aluminum Foil
- Nylon Stockings
- Paint Brush
- Masking Tape
- Black Marker
- White Feathers
- Decorative Trim
- Matchsticks
- Jute Twine
- Scissors
- Thread
- Fabric
- Yarn
- Wire
- Ruler
- Paint
- Cutter
- Cork
- Cord




DIRECTIONS:




1. Cut off bottoms of party hats to the needed lengths: 4 cones 4" tall by 2" wide at base; 1 cone 5" high, 1 cone 3" high. Secure with masking tape if needed. Trim off point on each one.




2. Roll a 1" ball out of foil. Wrap it with tissue paper. Pull a piece of nylon tightly over the ball and secure with thread. Paint it and 5 ping pong balls a skin color.




3. Cut six 4" pieces of wire. Glue a small piece of tissue paper over each end. Pull pieces of nylon stocking over the ends and secure with thread.




4. Wrap three of the cones in fancy fabric. Make two small notches on the sides at the top of the cone and push the wire into them. Glue. Glue sleeves and heads on. Glue belts and decorative trim.




5. Make a cloak for each of the three wise men. Glue a square of fabric over the head. Roll fabric and glue to the head in the form of a turban.




6. Make a small bag for gold, a box for frankincense, and a jar for myrrh. Glue those to the hands of the wise men. Draw the eyes.




7. For the angel, use the 5" cone. Repeat step 4 with white fabric. Cut out a 7" x 7" cloak. Tie cloak around neck. Turn corner down in the back.




8. For hair, cut 20-30 strands of yarn 4"-5" long. Tie them in bundles of 5 strands. Glue the hair to the head. Glue wings to the back using white feathers.




9. To make a lamb, roll a body and head out of foil. Pull a piece of nylon tightly over the body and head. Secure it with thread. Glue 4 sticks for legs. Paint the face and legs. Cover the body with white yarn.



10. For the shepherds, repeat step 4 using the short cone and the last cone, and coarser fabric. Glue a shepherd's bag over their shoulders.



11. Tie a cloak around their necks. Glue a piece of fabric on each head and wrap with cord. For shepherd's crook, wrap a 5" and a 7" wire with jute. Bend the ends and glue one to each shepherd's hand.



12. The angel told the shepherds that the Savior of the World was born. Three wise men from the east followed the star. The whole company came to worship the Savior.