



BEARING GOOD FRUIT

Fruit grows and thrives under the right conditions, with the help of water, light, and special care. When we allow God to work in our hearts, we will grow to bear good fruit and He will multiply our blessings to pass on to others (Philippians 1:4-6).

YOU WILL NEED:

- Modeling Material
- Wooden Balls (½", 1")
- Styrofoam Balls (2", 2½")
- Needle Nose Pliers
- Fiberfill Stuffing
- Felt (Green, Brown)
- Paint & Brush
- Hot Glue Gun
- Brown Paper
- Toilet Paper
- Floral Tape
- Pinecone
- Balloons
- Scissors
- Markers
- Cutter
- Foil
- Wire
- Beads
- Thread




DIRECTIONS:



PINEAPPLE. Paint the pine cone yellow. Let it dry. Take a strip of green paper or foam and cut long pineapple leaves into the edge. Roll up into a tuft and glue to the top of the pinecone. Fan out and curl the leaves.



POMEGRANATE. Cut off the ring at the very top of a red balloon. Snip the top to make a jagged edge. Stuff the balloon with fiberfill. Cut out a strip of brown paper. Make fine cuts along one edge. Roll up the strip, insert it into the end of the balloon, and add glue.



GRAPE. Cut off the top of some blue balloons. Place a few wooden balls inside the balloons. Stretch the balloon tightly around the balls. Secure by wrapping thread around tops of the grapes. Tie several bunches of grapes to the wire. Wrap the stem with floral tape. Finish it off with a leaf and a tendril.




LEMON. Cut off the top of a yellow balloon. Place a round bead inside the bottom. Fill balloon with fiberfill. Wrap yellow thread around the end. Fasten the thread.



BANANAS. Twist toilet paper around a wire. Wrap it with thread. Bend it into a banana shape. Roll yellow modeling material into a thin sheet. Wrap the sheet around the banana form. Shape into a banana. Cut off excess wire. Paint the ends of the banana black. Add some brown spots. Glue the bananas together at the stem end.




PEAR. Glue a small ball onto a big one. Fill the space between the balls with crumpled foil. Wrap the whole pear in foil. Make small indentations and holes at the top and bottom of the pear. Cover the pear with green modeling material. Paint it. Let dry. Twist a stem from wire. Wrap it in floral tape. Cut out a green leaf. Glue it to the pear stem.



ORANGE. Paint a Styrofoam ball orange. Let it dry. Put a drop of glue on a wire and stick it into the ball. Cover the wire with green floral tape. Combine oranges and some leaves into a bunch.



TANGERINE. Carve a little off the bottom of a Styrofoam ball to flatten it. Carve the top, leaving a small bump in the middle. Paint it orange. Let it dry. Stick a wire with a drop of glue into the bump. Cover the wire with green tape. Combine tangerines and leaves into a bunch.



APPLE. Cut off the top ring of a red or green balloon. Stuff balloon with fiberfill. Pierce a wire through the balloon. Wrap balloon with thread at the top. Bend the top of the wire into a stick and wrap with floral tape. Place a tiny piece of brown felt on the bottom of the wire. Pull and twist the wire at the bottom into a curl. Trim off any excess wire.



FRUITS. Gather up all the fruit you have and display it. Enjoy God's blessings.