




CROSS CRAFT

Even on the cross, we see the love of Jesus that Luke mentions in Luke 23:43. The cross reminds us of how much Jesus loves us.

YOU WILL NEED:

- Imitation Leather
- Thread
- Key Ring
- Scissors
- Needle
- Hot Glue Gun 
- Ruler
- Pen



DIRECTIONS:



1. Cut one piece of imitation leather $5 \times \frac{3}{8}$ " and another $3 \times \frac{3}{8}$ ".



5. On the back, fold of the ends to the mark, and hot glue the two layers together, leaving a small loop at each end unglued.




2. On the back of the long strip, make a mark $1 \frac{1}{8}$ " from the end.




6. Fold the ends of the short strip to the middle and glue, leaving the loops on the end unglued.



3. Place the short strip under the long one and center it just below the mark.



7. Fold the other end of the short strip towards the middle. Glue on the end (do not glue the loops on the end).



4. Make a cross-stitch in the center through both layers with the thread. Go over it several times to make the strands thicker.



8. Turn the cross over and slide the key ring into the top loop. Done!