



Jesus comforted John when he was alone on the island of Patmos, and gave Him messages to share (Revelation 1:8). The Lord will comfort us when we feel alone too, and wants us to share His message of love.

YOU WILL NEED:

- Cardboard
- Artificial Plants
- Skewers
- Scissors
- Hot Glue Gun
- Styrofoam
- Small Stones
- Twine
- Moss
- Cutters
- Paint Brushes
- Dry Branches
- Paint
- Pencil
- Craft Knife
- School Glue
- Paper Napkins
- Shells
- Straw




DIRECTIONS:



1. Cut out an 11" square of cardboard. Round out 3 of the corners, creating a curving shoreline. Flatten the edge of the cardboard along the curves and tape over it.



5. Glue pieces of paper napkin to the entire surface of the island with school glue. Let dry. Paint the rocks of the island, the pool and waterfall, and the sandy shore.



9. From remaining materials, make a ladder, two fire pits, a raft or boat, and so on as you desire.



2. Hot glue a few pieces of Styrofoam that have rough, broken edges onto the piece of cardboard to form an entrance to the cave. Hot glue on a larger piece of Styrofoam to create a flat area above the cave.




6. Cut out a larger piece of cardboard about 16" x 20". Round the edges.



10. Set up a fire pit at the entrance to each cave. Place short sticks for logs around the fire.




3. On top of the flat area, hot glue more Styrofoam pieces to make another cave. Hot glue small pieces of Styrofoam around the flat areas to make it look like a stone surface.



7. Color this piece of cardboard the color of the ocean, fading from dark blue to light blue in the center. Let dry. Paint the white foam of the surf in a circle around where the island will be.



11. Lean the ladder against the platform for the upper cave. Lay the raft on the shore close to the ocean.



4. On one side, cut out stair steps or hot glue on some additional steps for the stairs. On the other side, cut out a pool for the waterfall.



8. Hot glue artificial plants to the rocks. Pour hot clear glue into the pool and make the waterfall of hot glue. Spread pieces of moss on the sandy shore. Place straw on the floor in the cave.



12. Put a few more stones, shells, algae, etc. on the shore as desired. Place fish or other marine animals in the ocean. Use your imagination; and remember that you are never alone.