





When Jesus washed the feet of His disciples (John 13:14-15), His humble and loving act touched their hearts and they became clean inside, too. Just like wilting flowers are refreshed with water, Jesus fills us up with His living water, and it overflows in blessing others around us.

### YOU WILL NEED:

- White Electrical Tape
- Artificial Flowers
- Heavy Wire
- Scissors
- Fishing Line
- Small Flowerpot
- Wooden Slab
- Stones
- Hot Glue Gun 



### DIRECTIONS:



1. Cut 2-3 pieces of heavy wire, each about a foot long. Wrap the wires with white electrical tape.



2. Glue the ends of the wire beside each other inside the flowerpot. Let it cool. Bend the other end of the wires and glue them onto the wooden slab. Let it cool. Bend the wire so that the pot is in position to pour.




3. Glue some stones onto the wooded slab for counterweight.



4. Cut the fishing line into pieces equal to the depth of the pot + distance from the pot to the slab + 1" (see red line in the picture).



5. Glue pieces of fishing line to the bottom of the pot, covering up the wire. Let the other ends of the fishing line drape downward.



6. Glue the flowers onto the wooden slab around and between the stones.



7. Distribute the ends of the fishing line between the flowers. Trim off the excess length. Glue the ends if necessary.



8. The pot of water waters the flowers growing between the stones.