




"SOLE" MATE ORGANIZER

Socks often get separated. Make this craft as a reminder that we can be united, and that nothing can separate us when we strive to be one with God (1 Corinthians 1:10).

YOU WILL NEED:


- Colored Foam Sheets 12"x18"
- Scissors
- Hot Glue 
- Pen
- Ruler




DIRECTIONS:



1. Cut 8 strips of foam 4"x18".




2. On 4 of the strips, mark lines with a pen at 3", 7", 11", and 15". This will be the first group.



3. On the other 4 pieces, mark lines at 1", 5", 9", 13", and 17". This will be the second group.



4. Alternate the strips, using one from group 1, then one from group 2, and so on.



5. Stack the strips on top of each other.




6. Take the top strip and put the next strip on it. Lift the top strip, and apply hot glue on the outermost line first. Press down on the top strip. Continue to glue the rest of the lines on the strip.



7. Repeat step #6 until all strips are glued.



8. Gently open the organizer cells with your hands.



9. Make enough organizers in varying sizes to suit your needs.



10. Arrange socks and other small items of clothing in the organizer. Your mom will be happy, too!



Adult assistance is suggested.