



Although spiders do not fly, they release strands of silk and float to places near and far. We, too, can reach out to people in other places and spread the love of Jesus (Matthew 28:19-20).


YOU WILL NEED:

- 2 Small Googly Eyes
- Black Pipe Cleaners
- Colored Pipe Cleaners
- Mini Styrofoam Balls
- Nylon Stocking
- Poster Board
- Thread
- Black Cardstock
- Glue Stick
- 1 Straw
- Scissors
- String
- Hot Glue Gun




DIRECTIONS:


1. Twist 4 black pipe cleaners together in the middle and fan them out.




2. Weave some colored pipe cleaners between the vertical black pipe cleaners in parallel rows to make a checkerboard pattern, working it into the shape of an oval. A pipe cleaner can be lengthened by twisting a new pipe cleaner around the end of the old one.




3. After about 12 rows, twist all the ends of the black pipe cleaners together. Bend and shape the oval to make a convex shape with a cavity underneath.




4. Twist 4 brown pipe cleaners together in the middle. Attach them to the oval with the black pipe cleaners.




5. Following steps 1 and 2, make a 1½" x 1½" black head for the spider. Leave the tips of 2 pipe cleaners poking out the end. Bend the remaining ends underneath. Trim off the excess.




6. Attach the head to the body of the spider by twisting the loose ends of pipe cleaners together.




7. Bend the ends of the brown pipe cleaners, shaping them into spider legs. Hot glue on the two googly eyes. Trim the bristles of the pipe cleaner "mouthparts" to a point. Curl them a little.




8. Cut out a 3" circle from poster board. Glue black cardstock circles on both sides. Cut two 1½" pieces of straw and hot glue to the bottom of the black circle.




9. Cut about 1 yard of string. Pass the ends of the string through the straw tubes on the circle. At the both ends of the string, tie small pieces of straw tubes. Tie a loop in the middle of the twine.



10. Hot glue the black circle underneath the spider, straw side down.



11. Pour some mini Styrofoam balls onto a piece of nylon stocking. Gather the ends to form a ball. Twist up the open end and tie tightly with thread. Cut off the excess. Make some tiny spiders out of black pipe cleaners that have the bristles cut off. Hot glue them to the sac of spider eggs.



12. Put the sac of spider eggs under the spider's abdomen on the black circle. Attach the string loop to any high place. Position the spider at the bottom of the string. By spreading the ends of the string in different directions, the spider will crawl to the top.

