

Like Caleb in the land of Canaan, God sends us on missions to fulfill His great work (Numbers 13:30). Will you choose to be an agent for good?

YOU WILL NEED:

- Large Convex Lens (Magnifying Glass)
- Small Concave Lens
- 3 Sheets Black Paper
- 3 Sheets Colored Paper
- 3 Cylinder Shaped Objects
- Several Sheets Scrap Paper
- Black Electrical Tape
- White Electrical Tape
- Lens Cleaning Cloth
- Cardboard
- Craft Knife
- Glue Stick
- Compass
- Pencil
- Scissors
- Ruler



DIRECTIONS:



1. Measure the diameter of the large and small lenses.



2. Find 2 cylinder shaped objects slightly smaller in diameter than the lenses, and a third cylinder shaped object with a diameter that is in between the two. We used a cardboard chip container, a round glue bottle, and a paper towel roll cut to the desired length.


5. All three paper tubes must be able to fit inside each other.




9. Put the large lens on the end of the large roll. Lightly stretch white electrical tape around it to secure it.




3. Wrap a sheet of black paper around the tubes and glue the edges. Tightly wrap scrap paper around the tubes, being very careful not to go beyond the ends of the tubes. Glue each paper as you go.



6. Wrap a sheet of colored paper around the rolls.



10. Glue the white paper rings to cardboard and cut them out. Slide the smaller ring over the smallest roll. Wrap black electrical tape, without stretching, around the end of the small tube so that it is centered inside the medium tube.




4. Wrap the paper around the tubes to a thickness of 1/4" or more. Remove the cylinder shaped object used to mold the paper.



7. Cut out a cardboard ring with an outer diameter the same as the large tube and an inner diameter the same as the medium tube. Repeat for the medium and small tubes.



11. Insert the small roll into the medium roll. Secure the small ring to the middle roll with white electrical tape. Slide the larger ring into the medium roll. Repeat step 10 with the medium and large rolls.



8. Clean the lenses with the lens cloth.



12. Tape the small concave lens to the end of the small roll. You can extend and retract the tube to adjust the focus. Let's follow Jesus and be an agent for good!

